



Delta
WATER SOFTENERS




Delta
ISERA



- *Non-electric operation*
- *Reduced salt and water consumption*
- *Easy to install*
- *Free location of brine tank*
- *Possible to install on the wall with Delta bracket*

100% GREEN



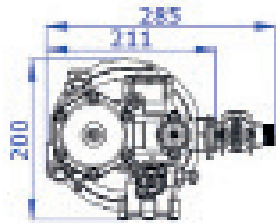
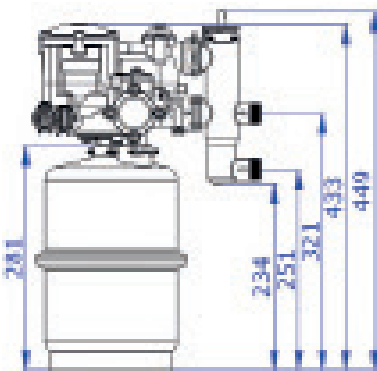


Delta

WATER SOFTENERS

ISERA

DIMENSIONS



Possible to install on the wall with Delta bracket



TECHNICAL DATA

Connection	1/2", 3/4", 1"
Working Pressure	1 - 8 bar*
Flow Rate (Δp 1 bar)	max. 1500 l/h
Exchange Capacity	150 m ³ /ppm CaCO ₃
Water Usage / Regeneration	18 L
Salt Usage / Regeneration	0,3 kg
Regeneration Time	15 min
Max. Temperature	40 °C
Filterscreen	80 μ m

* for a correct regeneration, Delta Softeners require a minimum outlet pressure of 0.8 bar

100% GREEN

Delta Water Engineering NV

Waesdonckstraat 1, 2640 Mortsel (Antwerp), BELGIUM

T +32 3 219 50 70

E info@deltawatersystems.com U www.deltawatersystems.com

